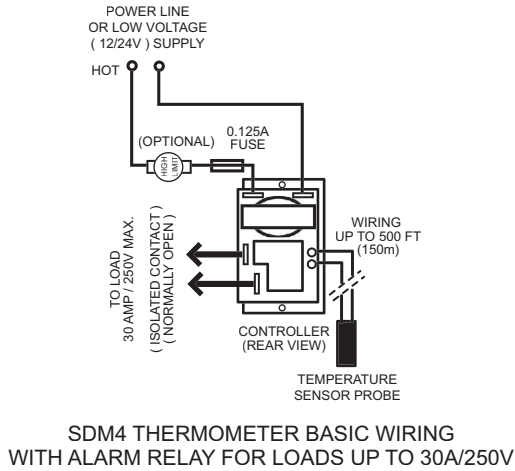
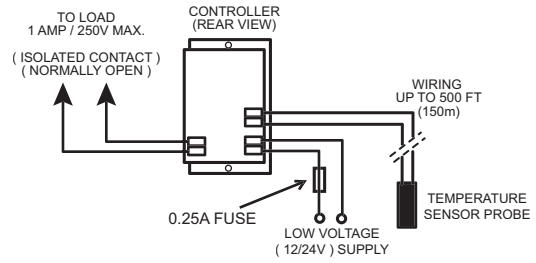


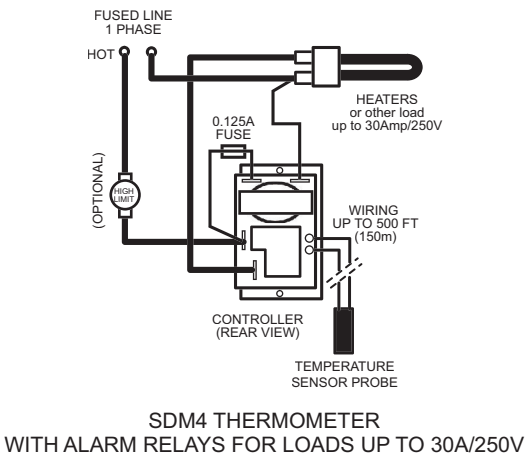
SDM4 THERMOMETER WIRING EXAMPLES



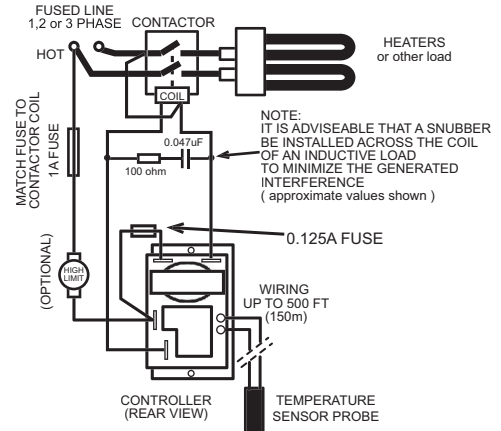
WM1



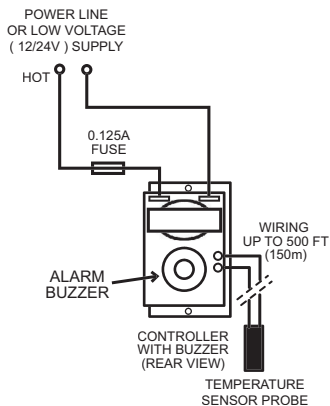
WM2



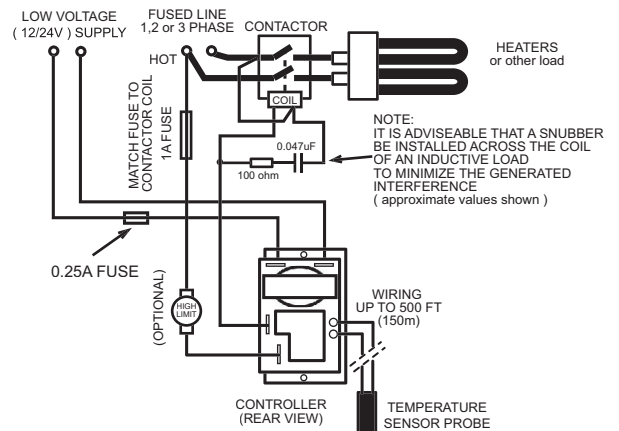
WM3



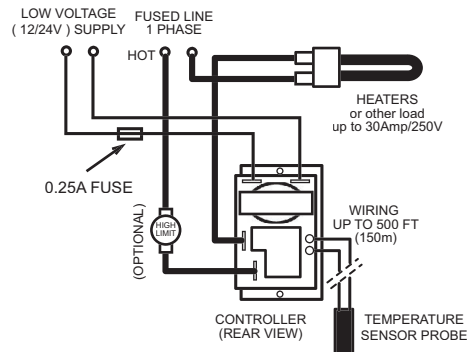
WM4



WM5

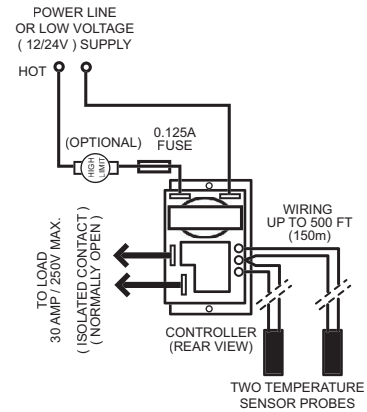


WM6



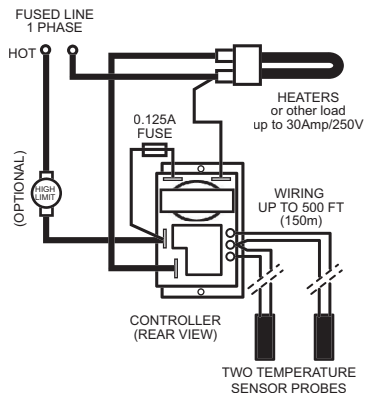
**SDM4 THERMOMETER
WITH ALARM RELAY FOR LOADS UP TO 30A/250V
USING EXTERNAL CONTACTOR
AND WITH LOW VOLTAGE
FOR CONTROLLER SUPPLY**

WM7



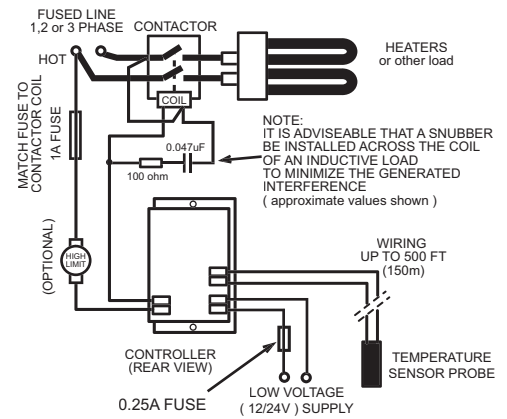
**BASIC WIRING
FOR SDM4 THERMOMETER
WITH TWO TEMPERATURE SENSORS
AND WITH ALARM RELAY FOR LOADS UP TO 30A/250V**

WM8



**SDM4 THERMOMETER WIRING
WITH ALARM RELAY FOR LOADS UP TO 30A/250V
AND WITH TWO TEMPERATURE SENSORS**

WM9



**SDM4 THERMOMETER
WITH ALARM FOR VERY HIGH LOADS USING EXTERNAL CONTACTOR
AND WITH LOW VOLTAGE FOR CONTROLLER SUPPLY
AND USING LOW POWER ON-BOARD RELAY**

WM10

FEATURES:

- SDM4 THERMOMETER models for supply voltage on 120Vac, 208-250Vac, 50/60Hz power line and low voltage 12V ac/dc and 24V ac/dc.
- Available with alarm buzzer or relay in high power load version with 30 Amps/250V max. Normally Open, SPST relay on-board or in lower power version with 1 Amp/250V max. Normally Open, SPST relay on-board. All relay contacts are fully isolated from the controller supply.
- Operating modes for monitoring of one or two temperatures (for instance inside and outside) and for minimum or maximum temperature alarms.
- Temperature sensor probe wiring extendable up to 500 ft (150 M) using any type of 2-conductor cable.
- Models with one or two temperature sensors for special applications to test temperature difference or to monitor temperature at two separate locations. Variety of sensor probes available.
- SDM4 THERMOMETER fits in a standard 1-gang wiring box or in a panel. Semi-flush or flush mounting.